

SHAKESPEARE STREET











SHAKESPEARE STREET

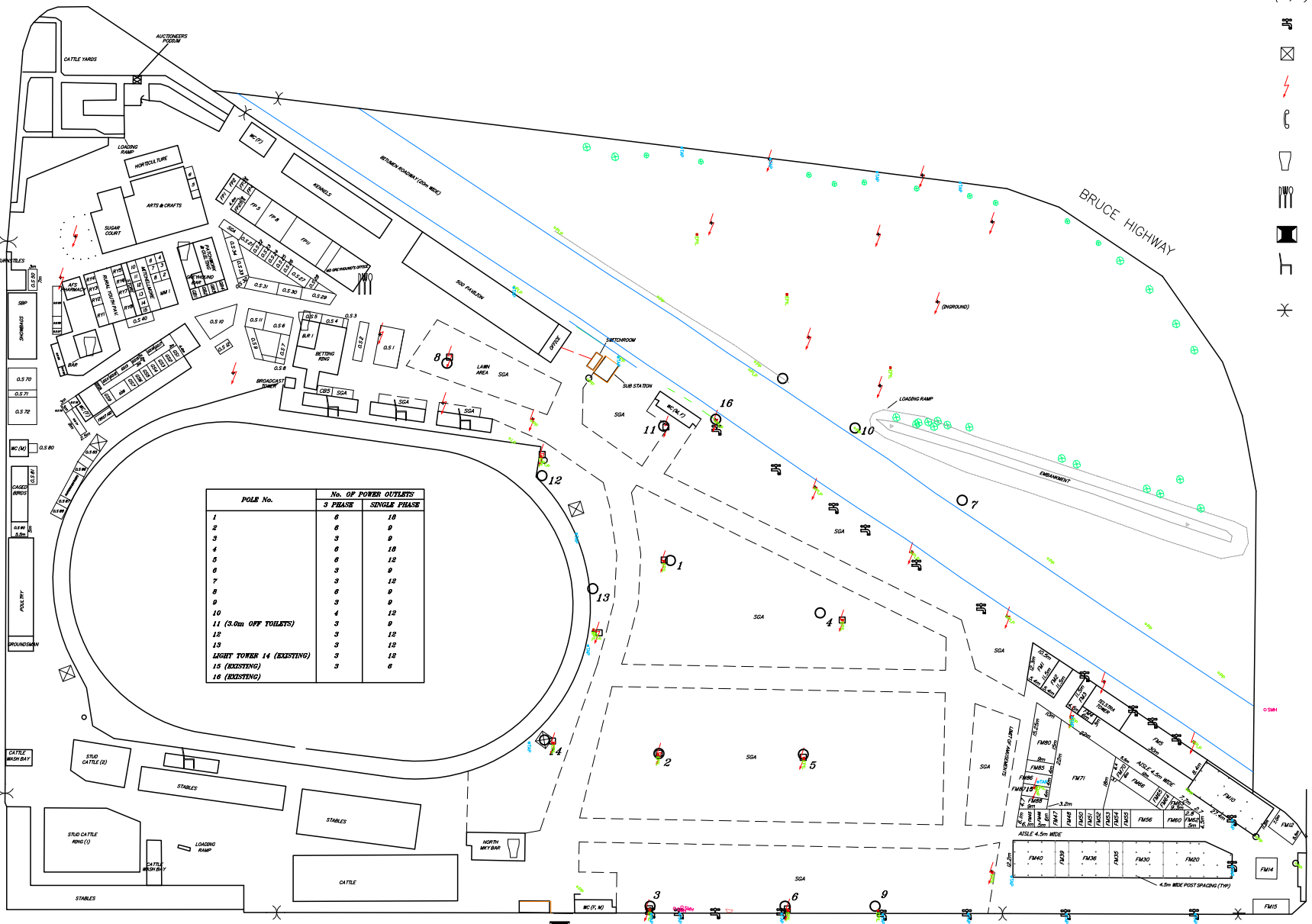
MILTON STREET

MILTON STREET

GORDON ST

WC (M, F) TOILET (MALE, FEMALE)

-  WC (M, F) TOILET (MALE, FEMALE)
-  WATER TAP
-  LIGHTING TOWER
-  POWER OUTLET
-  TELEPHONE
-  BAR
-  FOOD
-  ENTRY / EXIT
-  OPEN SEATING
-  ACCESS GATE



POLE No.	No. OF POWER OUTLETS	
	3 PHASE	SINGLE PHASE
1	6	18
2	6	9
3	3	9
4	6	18
5	6	12
6	3	9
7	3	12
8	6	9
9	3	9
10	4	12
11 (3.0m OFF TOILETS)	3	9
12	3	12
13	3	12
LIGHT TOWER 14 (EXISTING)	3	12
15 (EXISTING)	3	6
16 (EXISTING)	3	6